



### District Report Card: 2017


<b>State:</b> Assam	<b>District:</b> Kamrup-rural
<b>Class:</b> 5	<b>Subject:</b> Language
<b>Schools:</b> 60	<b>Students:</b> 803


### Participation/Coverage


#### Students

<div>GENDER</div> <div></div>	Boys				Girls			
	Number		%		Number		%	
	359		44.71		444		55.29	

<div>AREA</div> <div></div>	Rural				Urban			
	Number		%		Number		%	
	783		97.51		20		2.49	

<div>CATEGORY</div> <div></div>	SC		ST		OBC		GEN	
	Number	%	Number	%	Number	%	Number	%
	45	5.60	68	8.47	58	7.22	632	78.70

<div>CWSN</div> <div></div>	LD	VI	HI	S&LD	ID	Oth
	1	2	0	1	2	28

<div>Management</div> <div></div>	Government			Government-aided		
	Number		%	Number		%
	776		96.64	27		3.36

### Average Performance of Students in Language (%)

Overall	Gender		Area		Management		Social Group			
	Male	Female	Rural	Urban	Govt.	Aided	SC	ST	OBC	GEN
57.24	56.55	57.81	57.46	48.67	58.08	33.09	36.44	59.12	56.78	58.57

## Performance on Learning Outcomes (LOs)

Learning Outcomes	Description	Average Performance(%)
L504	Reads and comprehends independently storybooks, news items/ headlines, advertisements etc.	56.36
L508	Reads text with comprehension, locates details and sequence of events	57.68

Range of Performance of Students who Answered Correctly							
Below 30%		30% - 50%		50% - 75%		Above 75%	
Number	%	Number	%	Number	%	Number	%
97	12.08	208	25.90	322	40.10	176	21.92

## Lowest Performing Learning Outcomes (LOs)

- 1 - Reads and comprehends independently storybooks, news items/ headlines, advertisements etc. (56.36)
- 2 - Reads text with comprehension, locates details and sequence of events (57.68)